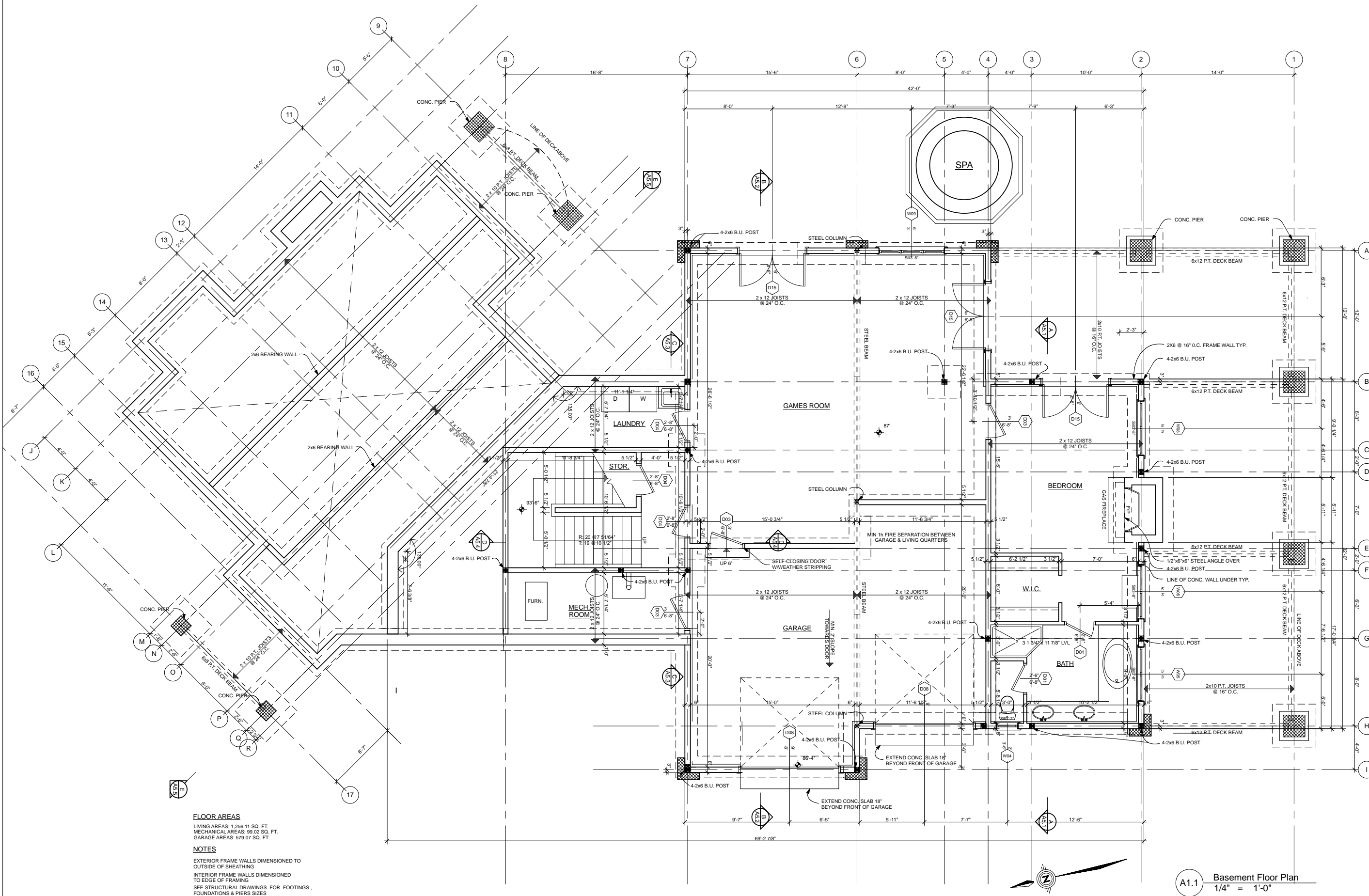


NOT FOR CONSTRUCTION

MARCH 21, 2007 - FOR REVIEW

APRIL 03, 2007 - FOR REVIEW

APRIL 10, 2007 - FOR REVIEW



GENERAL NOTES

1. DRAWINGS ARE THE PROPERTY OF HEARTWOOD LOG & TIMBER DESIGN INC. UNAUTHORIZED USE IS STRICTLY PROHIBITED.
2. CONTRACTORS ARE RESPONSIBLE FOR CHECKING AND VERIFYING ALL DIMENSIONS. REPORT ALL INCONSISTENCIES TO HEARTWOOD LOG & TIMBER DESIGN INC. DO NOT SCALE FROM DRAWINGS.
3. CONFIRM ALL DETAILS NOT SHOWN WITH HEARTWOOD LOG & TIMBER DESIGN INC. NON-APPROVED DETAILS MAY BE REQUIRED TO BE CHANGED.
4. ANY SUBSTITUTION OF MATERIALS MUST BE APPROVED BY HEARTWOOD LOG & TIMBER DESIGN INC.

DRAWN BY: CB

APPROVED: MTA

DATE: 4/10/2007

PLOT SIZE: D

SCALE: AS SHOWN



HEARTWOOD LOG & TIMBER DESIGN INC.
 199 WOOLWICH STREET
 GUELPH, ONTARIO, CANADA N1H 3V4
 TEL: 519-829-1758
 FAX: 519-829-3672
 EMAIL: MAIL@DESIGNMA.COM

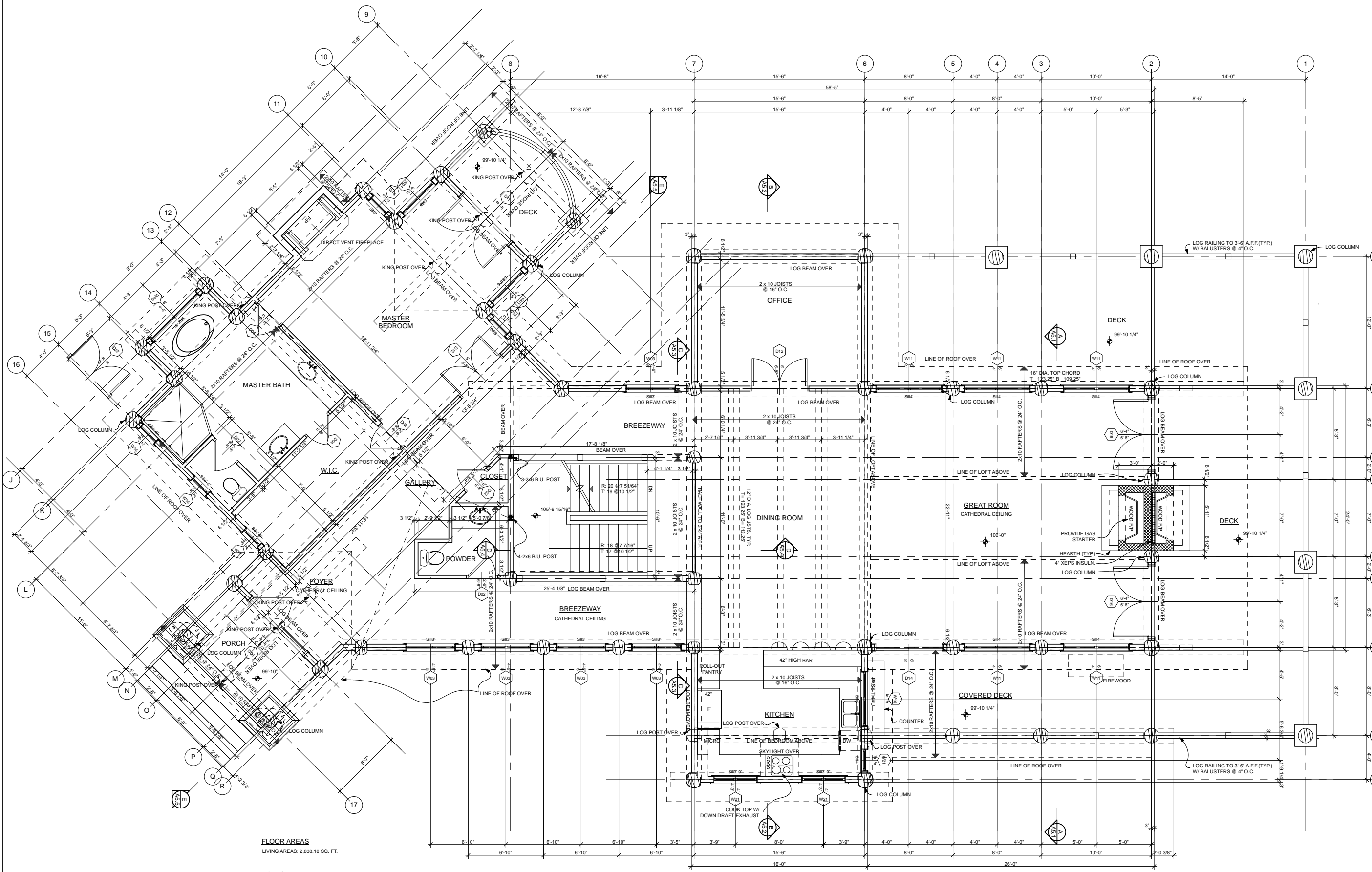
PROJECT:
 L3
 EAGLE-NEST
 Murray Arnott Design Ltd.

FLOOR AREAS
 LIVING AREAS: 1 256.11 SQ. FT.
 MECHANICAL AREAS: 99.02 SQ. FT.
 GARAGE AREAS: 579.07 SQ. FT.

NOTES
 EXTERIOR FRAME WALLS DIMENSIONED TO OUTSIDE OF SHEATHING
 INTERIOR FRAME WALLS DIMENSIONED TO EDGE OF FRAMING
 SEE STRUCTURAL DRAWINGS FOR FOOTINGS, FOUNDATIONS & PIERS SIZES

A1.1 Basement Floor Plan
 1/4" = 1'-0"

NOT FOR CONSTRUCTION



FLOOR AREAS
LIVING AREAS: 2,838.18 SQ. FT.

NOTES
EXTERIOR FRAME WALLS DIMENSIONED TO OUTSIDE OF SHEATHING
INTERIOR FRAME WALLS DIMENSIONED TO EDGE OF FRAMING
SEE STRUCTURAL DRAWINGS FOR FOOTINGS, FOUNDATIONS & PIERS SIZES

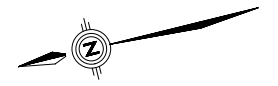
- GENERAL NOTES**
- DRAWINGS ARE THE PROPERTY OF HEARTWOOD LOG & TIMBER DESIGN INC. UNAUTHORIZED USE IS STRICTLY PROHIBITED.
 - CONTRACTORS ARE RESPONSIBLE FOR CHECKING AND VERIFYING ALL DIMENSIONS. REPORT ALL INCONSISTENCIES TO HEARTWOOD LOG & TIMBER DESIGN INC. DO NOT SCALE FROM DRAWINGS.
 - CONFIRM ALL DETAILS NOT SHOWN WITH HEARTWOOD LOG & TIMBER DESIGN INC. NON-APPROVED DETAILS MAY BE REQUIRED TO BE CHANGED.
 - ANY SUBSTITUTION OF MATERIALS MUST BE APPROVED BY HEARTWOOD LOG & TIMBER DESIGN INC.

DRAWN BY: CB
APPROVED: MTA
DATE: 4/10/2007
PLOT SIZE: D
SCALE: AS SHOWN



HEARTWOOD LOG & TIMBER DESIGN INC.
199 WOOLWICH STREET
GUELPH, ONTARIO, CANADA N1H 3V4
TEL: 519-829-1758
FAX: 519-829-3672
EMAIL: MAIL@DESIGNMA.COM

PROJECT:
L3
EAGLE-NEST
Murray Arnott Design Ltd.



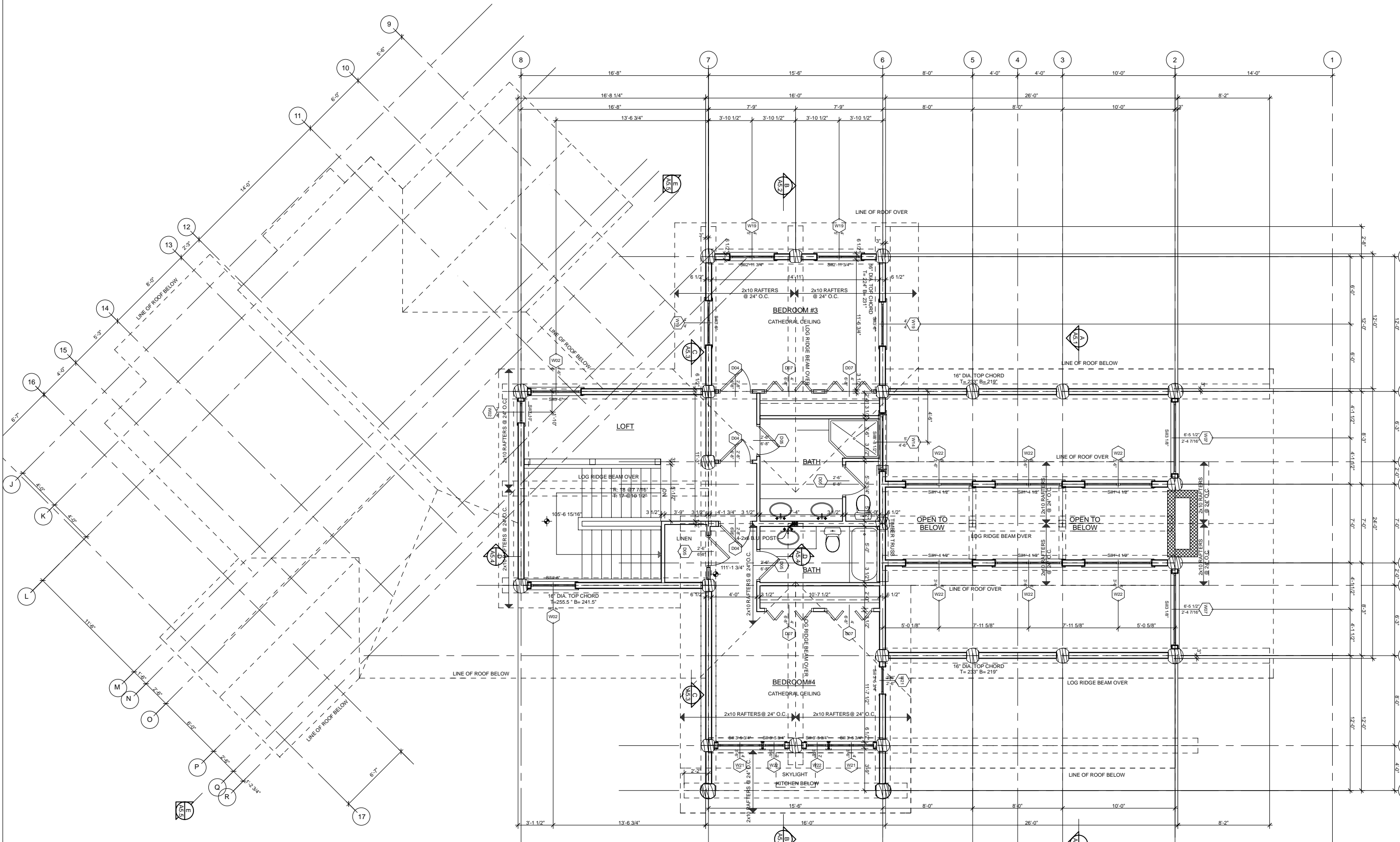
A1.2 Main Floor Plan
1/4" = 1'-0"

NOT FOR CONSTRUCTION

MARCH 21, 2007 - FOR REVIEW

APRIL 03, 2007 - FOR REVIEW

APRIL 10, 2007 - FOR REVIEW



- GENERAL NOTES**
1. DRAWINGS ARE THE PROPERTY OF HEARTWOOD LOG & TIMBER DESIGN INC. UNAUTHORIZED USE IS STRICTLY PROHIBITED.
 2. CONTRACTORS ARE RESPONSIBLE FOR CHECKING AND VERIFYING ALL DIMENSIONS. REPORT ALL INCONSISTENCIES TO HEARTWOOD LOG & TIMBER DESIGN INC. DO NOT SCALE FROM DRAWINGS.
 3. CONFIRM ALL DETAILS NOT SHOWN WITH HEARTWOOD LOG & TIMBER DESIGN INC. NON-APPROVED DETAILS MAY BE REQUIRED TO BE CHANGED.
 4. ANY SUBSTITUTION OF MATERIALS MUST BE APPROVED BY HEARTWOOD LOG & TIMBER DESIGN INC.

DRAWN BY: CB

APPROVED: MTA

DATE: 4/10/2007

PLOT SIZE: D

SCALE: AS SHOWN



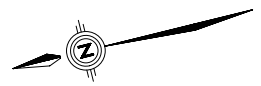
HEARTWOOD LOG & TIMBER DESIGN INC.
 199 WOOLWICH STREET
 GUELPH, ONTARIO, CANADA N1H 3V4
 TEL: 519-829-1758
 FAX: 519-829-3672
 EMAIL: MAIL@DESIGNMA.COM

PROJECT:
 L3
 EAGLE-NEST
 Murray Arnott Design Ltd.

FLOOR AREAS
 LIVING AREAS: 814.48 SQ. FT.

NOTES
 EXTERIOR FRAME WALLS DIMENSIONED TO OUTSIDE OF SHEATHING
 INTERIOR FRAME WALLS DIMENSIONED TO EDGE OF FRAMING
 SEE STRUCTURAL DRAWINGS FOR FOOTINGS, FOUNDATIONS & PIERS SIZES

A1.3 Upper Floor Plan
 1/4" = 1'-0"



NOT FOR CONSTRUCTION